

Celebrate Jumpstart's
Read for the Record
on October 29, 2020

Illustrations © 2020 by Sonia Sánchez

activity guide for families

READ TOGETHER

Reading aloud with your child builds key language and literacy skills. This shared experience provides an opportunity to connect, ignite their imagination, build a greater understanding of the world, and cultivates a lifelong love of reading. Here are some tips for making the most of storytime:

- Hold the book so that your child can easily see the cover and the illustrations.
- Make a few comments about the illustration on the cover and note the author and illustrator.
- Show excitement and read the story expressively.
- Listen for your child's comments or questions and respond briefly to confirm or clarify.
- Provide information to extend your child's understanding of the story.
- Have fun!

VOCABULARY BUILDING

Providing a simple explanation for words that your child may not be familiar with can help build their language skills. You can describe the meaning of a word, point to an illustration, or use tone of voice to convey the word's meaning. Here are some words to talk about while you read *Evelyn Del Rey Is Moving Away*:

Bundle: to dress warmly

Gobble: to swallow or eat in a hurry

Sneak: to move quietly and secretly


Grouchy: when someone complains about things

Vanished: disappeared or gone away

Blur: something that you cannot see clearly

Promise: saying for certain you will do something or something will happen





Celebrate Jumpstart's
Read for the Record
on October 29, 2020

Illustrations © 2020 by Sonia Sánchez

WRITE A LETTER

Evelyn Del Rey Is Moving Away is about the beauty of friendship. At the end of the story, we see a more grown-up Daniela reading letters she received from Evelyn over the years. Talk to your child about writing letters to friends and family members, specifically those they may miss. Ask them what they might want to tell someone in a letter. Then let your child write a letter, or help them write, decorate, and send a letter to someone special.

BOX HOUSES

Author Meg Medina and illustrator Sonia Sánchez take us inside Daniela's and Evelyn's apartments. We see that the apartments are similar ("almost twins") yet have some differences. Have your child imagine they have a new room and ask them what they would want it to look like. Now tell them you are going to make one together out of a cardboard box! Find a large box and art materials, such as paint, crayons, paper (gift wrap, newspapers, or construction paper), and glue. Interesting materials spark creativity. Your child can pretend the box is their new room and decorate it. When they are done, ask them why they made the choices they did and what they like best about their room. Have them compare it to another room in your house or the story. Finally, let your child play with their box room.


PLAY A GAME

We see Evelyn and Daniela playing a lot of games in the book, especially moving body games. We see them spin in a circle, wobble to the ground, and sneak past Mr. Miller. Play a game of Simon Says using actions from the book (e.g., climb, spin, sneak, bounce, wobble, gobble). Let your child take a turn being Simon and coming up with their own actions.

MOOD METER

Throughout the story we see the two friends sharing happy, joyful moments as they play and showing sadness as they part. Use the template to make a mood meter with your child to show how our emotions can change. Help your child color the faces, the background, and the connecting box in the





Celebrate Jumpstart's
Read for the Record
on October 29, 2020

Illustrations © 2020 by Sonia Sánchez

left column to match the emotion being portrayed. For example, your child can color the sad face and its corresponding box blue or use red for angry. Encourage them to use whatever color they connect to that emotion.

Once the faces and the boxes have been colored in, ask your child how they are feeling. Have them use a clothespin or just point to the box on the meter that shows their mood. This meter can be used over and over to help your child share their feelings and emotions.

KEEP READING

Love reading together? Visit your local library with your child to find more books to read together:

For more themes of friendship, try *Farfallina & Marcel* by Holly Keller, *Matthew and Tilly* by Rebecca C. Jones and illustrated by Beth Peck, *Lubna and Pebble* by Wendy Meddour and illustrated by Daniel Egnéus, *The Day You Begin* by Jacqueline Woodson and illustrated by Rafael López, and *Melia and Jo* by Billy Aronson and Jennifer Oxley.







Dig into concepts of moving away or change by reading *A New Home* by Tania de Regil, *Juna's Jar* by Jane Bahk and illustrated by Felicia Hoshino, *Goodbye, Friend! Hello, Friend!* by Cori Doerrfeld, *Max and the Tag-Along Moon* by Floyd Cooper, *Goodbye Summer, Hello Autumn* by Kenard Pak, and *Lissy's Friends* by Grace Lin.

Deepen conversations around letter writing by reading *Dear Juno* by Soyung Pak and illustrated by Susan Kathleen Hartung or *A Letter to Amy* by Ezra Jack Keats.

Explore more great books by author Meg Medina. Try *Mango*, *Abuela*, and *Me* or *Tía Isa Wants a Car*.



MOOD METER

	 Excited
	 Happy
	 Silly
	 Hopeful
	 Sad
	 Angry